

# Atdec **Digital Signage** Price Catalogue

**AUSTRALIA** Pricing effective 1st February, 2024



# Contents

## Digital signage mounting solutions

Media panel device mounts	3
Fixed angle wall mounts	4
Tilt angle wall mounts	6
Full motion wall mounts	8
Ceiling mounts	12
Mobile TV/AV carts	14
Projector mounts	16
ADB Atdec Modular multi-display mounts	17
ADW Atdec Modular video walls	20

## Terms of Trade

### Pricing:

- All pricing in AUD and ex GST except for RRP which is GST inclusive.
- Please contact your Business Development Manager for any project enquiries.
- For POs received before new price effective date, where the product is requested for delivery after the new price effective date, new pricing will apply.
- POs received prior to new price effective date for which Atdec quotes delivery after new price effective date will be at pre-increase pricing.

### Payment terms:

- Net 30 days from date of invoice for approved Account holders.
- Pre-payment required for cash customers.

### Product availability, development, and warranty:

- Not all products are guaranteed to be in stock. Lead time will be advised for any out of stock lines.
- Products may be designated as special order only and additional terms apply.
- Due to continuing product development, the manufacturer reserves the right to alter specifications without notice. For latest product information please refer to the Atdec website or contact us directly.
- All products are covered under Atdec's Warranty policy ([atdec.com.au/support/warranty-policy](https://atdec.com.au/support/warranty-policy))

### Orders:

- All orders are to be placed with an official Purchase Order to [orders@atdec.com](mailto:orders@atdec.com).
- Orders will not proceed if there is a pricing discrepancy, a revised PO or written approval of price change is required for order to proceed.
- Order cut-off for processing is 10.00 a.m. (AEST Sydney, Monday to Friday) for PM despatch, for delivery from next working day.
- Order collect/pickup - Atdec shall contact customer when order is available for collection (charges may apply for collection).

### Delivery:

- All shipments would be shipped ex Atdec Sydney location.
- Shipments are via Standard ground unless otherwise specified.
- Freight is chargeable as per order values:

Order value ex GST	Freight ex GST
Up to \$200	\$30
\$201 to \$500	\$35
\$501 to \$1000	\$55
Over \$1000	Price on application

### Cancellations:

- If an order has already been dispatched a 20% charge may be applicable.
- An invoice will be generated & issued to client listing cancellation fees if applicable.
- Freight is non-refundable.

### Returns:

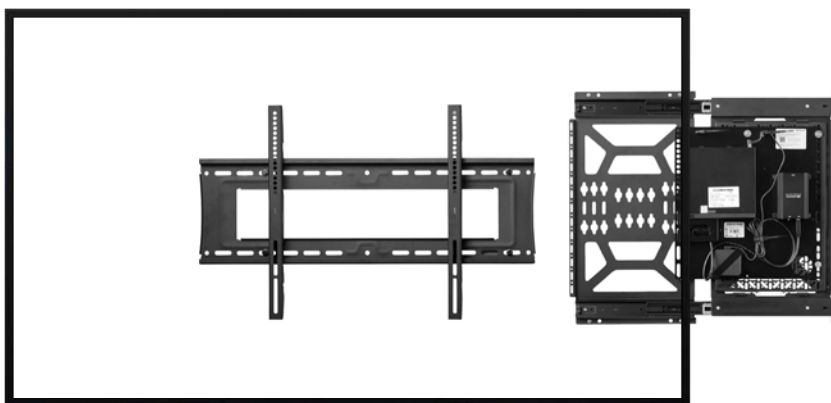
- All returns must be approved by Atdec in writing, email: [support@atdec.com](mailto:support@atdec.com).
- A returns authorisation (RMA number) must be obtained for approved returns. Goods without an Atdec RMA number shall be rejected by the warehouse.
- Product must be in a saleable condition for a refund to be issued.
- Freight is non-refundable.
- Returns may incur up to a 25% re-stocking fee.

# Media panel device mounts

Secure the media devices that run digital signage applications & make them easier to access for servicing. Every digital signage application & meeting room needs one of these panels.

## Sliding panel for wall mounted applications

[AD-AC-PS](#)



### Sliding media panel

- Conceal behind wall displays
- Slide out & detach panel
- Lockable

## Direct mount panel for carts & racking

[AC-AP-4612](#)

### Utility panel

- High capacity 10kg
- Universal mounting pattern
- Ideal for carts, Atdec ADB mounts, and IT racking

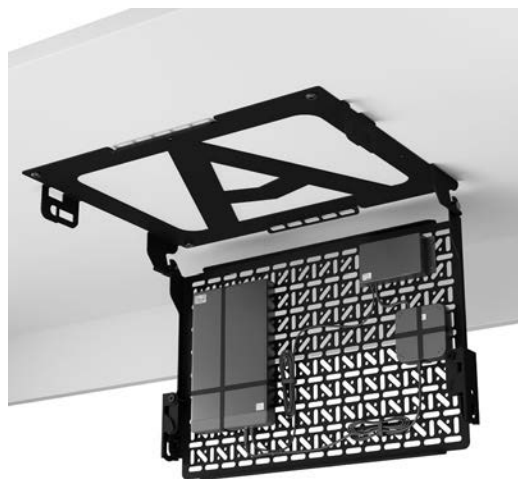


## Under desk hinged panel

[AD-AC-PH](#)

### Hinged media panel

- Hide under meeting tables
- Panel detaches for device service
- Ideal for small UC rooms



#### Ordering code

**RRP**  
GST included

AD-AC-PS

**\$375.10**

AC-AP-4612

**\$146.30**

AD-AC-PH

**\$366.30**

# Fixed angle wall mounts

For digital signage applications where display angle is at eye level and doesn't require tilting.

## AD-30100-WF



- 30kg
- VESA 75x75, 100x100
- Distance from wall: 14mm

## TH-2250-VF



- 50kg
- VESA 50x50, 75x75, 100x100, 120x180, 200x100, 200x200
- Distance from wall: 16.5mm

## AD-WF-5040




- 50kg
- VESA From 100 to 400 wide  
From 100 to 400 high
- Distance from wall: 25mm

## AD-WF-5060



- 50kg
- VESA From 100 to 600 wide  
From 100 to 400 high
- Distance from wall: 25mm

## AD-WF-8060



- 80kg
- VESA From 200 to 600 wide  
From 200 to 400 high
- Distance from wall: 21mm

## TH-3070-UF



- 91kg
- VESA From 180 to 800 wide  
From 125 to 500 high
- Distance from wall: 39mm

Ordering code	RRP GST included
AD-30100-WF	\$33.00
TH-2250-VF	\$62.70
AD-WF-5040	\$48.40
AD-WF-5060	\$57.20
AD-WF-8060	\$115.50
TH-3070-UF	\$173.80

## Fixed angle wall mounts

### Extra heavy displays

#### [ADWS-1FP-100-W](#)



- 165kg
- VESA From 200 to 900 wide  
From 200 to 800 high
- Distance from wall: 43mm or  
60mm with spacer

#### [AD-WF-10090](#)



- 100kg
- VESA From 100 to 900 wide  
From 200 to 600 high
- Distance from wall: 32mm

#### [TH-40100-UF](#)



- 150kg
- VESA From 200 to 800 wide  
From 200 to 600 high
- Distance from wall: 39mm

### Portrait displays

#### [AD-WFP-5040](#)



- 50kg
- VESA From 100 to 400 wide  
From 100 to 600 high
- Distance from wall: 27mm

### Pop-out mount for video wall & recessed joinery applications

#### [ADB-VWP](#)



- 50kg
- VESA From 100 to 400 wide  
From 100 to 400 high  
(to 600x400 or 400x600 with included adaptors)
- Distance from wall: Min. 88mm & max. 277mm

Ordering code	RRP GST included
ADWS-1FP-100-W	\$545.60
AD-WF-10090	\$205.70
TH-40100-UF	\$226.60
AD-WFP-5040	\$77.00
ADB-VWP	\$730.40



# Tilting angle wall mounts

For digital signage applications above eye level.

## Small to medium displays

### SD-WD



📏 25kg

📏 VESA 75x75, 100x100

📏 Distance from wall: 77mm

### AF-WD-P



📏 8kg flat, 5.5kg curved

📏 VESA 75x75, 100x100

📏 Distance from wall: 102.5mm

Ordering code	RRP GST included
SD-WD	<b>\$100.10</b>
AF-WD-P	<b>\$59.40</b>
PDS-008 <sup>†</sup>	<b>\$30.80</b>

<sup>†</sup> The PDS-008 200x200 VESA plate allows attachment of larger monitors to the SD-WD


## Tilting angle wall mounts

### Medium to large displays

#### TH-2250-VTP



 30kg

 VESA 50x50, 75x75, 100x100, 200x100, 200x200\*


 Distance from wall: 82mm

\*Can support 200x400, 300x300, 400x200, 400x400 via AC-AP-4040 adaptor plate (sold separately).

#### TH-3065-LPT



 40kg


 VESA From 100 to 600 wide  
From 100 to 400 high

 Distance from wall: 35mm

#### AD-WT-5040



 50kg


 VESA From 100 to 400 wide  
From 100 to 400 high

 Distance from wall: 56mm

#### AD-WT-5060



 50kg


 VESA From 100 to 600 wide  
From 100 to 400 high

 Distance from wall: 56mm

#### AD-WT-8060



 80kg


 VESA From 100 to 600 wide  
From 100 to 400 high

 Distance from wall: 50mm

#### TH-3070-UT



 91kg

 VESA From 180 to 800 wide  
From 125 to 500 high

 Distance from wall: 72.5mm

Ordering code	RRP GST included
TH-2250-VTP	<b>\$88.00</b>
TH-3065-LPT	<b>\$117.70</b>
AD-WT-5040	<b>\$64.90</b>
AD-WT-5060	<b>\$80.30</b>
AD-WT-8060	<b>\$137.50</b>
TH-3070-UT	<b>\$205.70</b>
AC-AP-4040	<b>\$55.00</b>

# Full motion wall mounts

For smaller footprint installations with flexible viewing angle requirements.

## AF-AT-W-P



- 8kg flat, 5.5kg curved
- VESA 75x75, 100x100
- Distance from wall: 118-463mm

## SD-AT-DW-BK



- 3-9kg
- VESA 75x75, 100x100
- Distance from wall: 142.5-654mm

## Dynamic wall mount on short wall channel

## AWMS-DW6



- Up to 34"
- 8kg flat & curved
- VESA 75x75, 100x100
- Distance from wall: 125-740mm

Ordering code	Finish	RRP GST included
AF-AT-W-P	Silver	\$184.80
SD-AT-DW-BK	Black	\$383.90
AWMS-DW6	-S (Silver) -B (Black) -W (White)	\$333.30



## Full motion wall mounts

### Small to medium displays

#### AWMS-46W35

- 📏 12kg flat, 10kg curved
- 📏 VESA 75x75, 100x100
- 📏 Distance from wall: 106-438mm



#### AWMS-HXW

- 📏 16kg flat, 12kg curved
- 📏 VESA 75x75, 100x100
- 📏 Distance from wall: 100-655mm

#### AWMS-RHXW

- 📏 to 7kg (each monitor)
- 📏 VESA 75x75, 100x100
- 📏 Distance from wall: 90-688mm



### How to order:

Pick your solution  
|

specify finish  
|


i.e. AWMS-HXW-B  
(Heavy duty wall mount, in black)

Ordering code	Finish	RRP GST included
AWMS-46W35	-S (Silver) -B (Black) -W (White)	<b>\$266.20</b>
AWMS-HXW	-S (Silver) -B (Black) -W (White)	<b>\$506.00</b>
AWMS-RHXW	-S (Silver) -B (Black) -W (White)	<b>\$759.00</b>

## Full motion wall mounts

### Medium displays

#### TH-1032-VFM



🏋️ 25kg

📏 VESA 75x75, 100x100, 200x100, 200x200\*

📏 Distance from wall: 100-257mm

#### TH-1040-VFL



🏋️ 35kg

📏 VESA 75x75, 100x100, 200x100, 200x200\*

📏 Distance from wall: 52-506mm

#### TH-1040-VFM



🏋️ 25kg

📏 VESA 75x75, 100x100, 200x100, 200x200\*

📏 Distance from wall: 106-455mm

#### TH-2050-VFM



🏋️ 35kg

📏 VESA 100x100, 200x100, 200x200, 300x200,  
300x300, 400x200, 400x300, 400x400

📏 Distance from wall: 100-540mm

Ordering code	Finish	RRP GST included
TH-1032-VFM	Silver	<b>\$189.20</b>
TH-1040-VFL	Black	<b>\$189.20</b>
TH-1040-VFM	Silver	<b>\$302.50</b>
TH-2050-VFM	Silver	<b>\$465.30</b>
AC-AP-4040	Black	<b>\$55.00</b>


\*Can support 200x400, 300x300, 400x200, 400x400 via AC-AP-4040 adaptor plate (sold separately).


## Full motion wall mounts


### Medium to large displays

#### TH-3060-UFL



 35kg


 VESA From 200 to 700 wide  
From 100 to 500 high


 Distance from wall: 49.5-625mm

#### TH-3270-UFM



 50kg


 VESA From 150 to 800 wide  
From 140 to 500 high


 Distance from wall: 155-635mm

#### AD-WM-5060




 50kg


 VESA From 200 to 600 wide  
From 100 to 400 high


 32" to 70"


 Distance from wall: 70-650mm

#### AD-WM-7060




 70kg

 VESA From 200 to 600 wide  
From 100 to 400 high


 32" to 80"


 Distance from wall: 70-800mm

#### AD-WM-9080



 90kg

 VESA 100x100 to 200x200  
From 300 to 800 wide  
From 100 to 600 high

 50" to 100"

 Distance from wall: 110-980mm

Ordering code	Finish	RRP GST included
TH-3060-UFL	Black	<b>\$399.30</b>
TH-3270-UFM	Silver	<b>\$762.30</b>
AD-WM-5060	Black	<b>\$388.30</b>
AD-WM-7060	Black	<b>\$508.20</b>
AD-WM-9080	Black	<b>\$621.50</b>



# Ceiling mounts

Versatile pole ceiling mounts for a variety of commercial applications including way-finding, security and many more.

## Medium to large displays

### TH-3070-CT

- 65kg
- VESA From 200 to 800 wide  
From 200 to 500 high



Ordering code	Description	Finish	RRP GST included
TH-3070-CTS	Pole length 550 - 900mm	Black	\$690.80
TH-3070-CTL	Pole length 1050 - 1900mm	Black	\$739.20
TH-3070-CTLW	Pole length 1050 - 1900mm	White	\$739.20

# Ceiling mounts

## Small to medium displays

### TH-1040-CT

25kg per display

VESA 75x75, 100x100, 200x100, 200x200\*

\* Can support 200x400, 300x300, 400x200, 400x400 via AC-AP-4040 adaptor plate (sold separately).



#### Vertical configuration

- Consists of:
- 1 x TH-1040-CT of your choice
  - 1 x TH-1040-CT-B2B
  - 1 x TH-1040-CT-RCK

#### Back-to-back configuration

- Consists of:
- 1 x TH-1040-CT of your choice
  - 1 x TH-1040-CT-B2B

Ordering code	Description	Finish	RRP GST included
TH-1040-CTS	Pole length 400 - 900mm	Black	\$345.40
TH-1040-CTSW	Pole length 400 - 900mm	White	\$345.40
TH-1040-CTL	Pole length 900 - 1800mm	Black	\$382.80
TH-1040-CT-B2B	Second display enabler	Black	\$122.10
TH-1040-CT-RCK	Second display enabler	Black	\$27.50
AC-AP-4040	400 x 400 VESA adaptor plate	Black	\$55.00



# Mobile TV/AV carts

For presentation and web conferencing applications from corporate offices to schools and beyond.

## Standard TV/AV Carts

### AD-TVC-20

📏 20kg

📺 32" to 55"



### AD-TVC-45

📏 45kg

📺 32" to 65"



### AD-TVC-75

📏 75kg

📺 50" to 80"



## Accessories

### AD-TVAC-SH75

Additional device shelf for AD-TVC-75

📏 11kg



### AD-TVAC-CM

Camera shelf for AD-TVC-20, AD-TVC-45, AD-TVC-75, & AD-TVC-70A

📏 5kg



## Mobile carts


### Executive TV/AV Carts

#### [AD-TVC-70R](#)

**90° rotation for interactive displays**



 70kg


 37" to 70"

#### [AD-TVC-70A](#)

**Low footprint & high aesthetics**



 70kg

 32" to 70"




### Super heavy duty cart

#### [ADBS-1-17HFC](#)

Preconfigured ADB mobile cart solution for very heavy displays

 105kg

 to 105"



Ordering code	Max display weight	Max display size	Display centre range, mm*	Portrait/Landscape display installation*	Display tilt	Media shelf inc.	Finish	RRP GST included
AD-TVC-20	20kg	55"	1160 - 1510	Yes	+/-5°	Yes	Black	<b>\$350.90</b>
AD-TVC-45	45kg	65"	1118 - 1518	Yes	No	Yes	Black	<b>\$590.70</b>
AD-TVC-70R	70kg	70"	1371, fixed	N/A, 90° rotation	+5°	Yes	White	<b>\$723.80</b>
AD-TVC-70A	70kg	70"	1000 - 1600	Yes	No	Yes	Black White	<b>\$711.70</b>
AD-TVC-75	75kg	80"	1350 - 1650	Yes	No	Yes	Black	<b>\$759.00</b>
ADBS-1-17HFC	105kg	105"	1000 - 1670	No	No	No	Black	<b>\$3098.70</b>
AD-TVAC-SH75	11kg	Extra device shelf for AD-TVC-75					Black	<b>\$166.10</b>
AD-TVAC-CM	5kg	Camera shelf					Black White	<b>\$55.00</b>

\* Height range measurements are taken from floor to the centre of the VESA plate

# Projector mounts

Universally compatible ceiling projector mounting options.

TH-WH-PJ-CM



📏 15kg

📏 Universal mounting pattern

📏 Distance from ceiling:  
Min. 400mm  
Max. 900mm

TH-WH-PJ-FM



📏 15kg

📏 Universal mounting pattern

📏 Distance from ceiling: 127mm

Ordering code	Description	Finish	RRP GST included
TH-WH-PJ-CM	Adjustable drop, 400-900mm	White	<b>\$170.50</b>
TH-WH-PJ-FM	Fixed drop, 127mm	White	<b>\$144.10</b>




# ADB Modular mounting system


A range of interchangeable parts for custom digital signage mounting configurations (Wall, Floor and Ceiling).

## Menu boards & Video wall mounts

 50kg per display\*

 VESA Flexible width  
From 50 to 400 high

\* Max load per display of 25kg for ADBS-2X1-12TC and ADBS-2X1-17TC



SEE PRECONFIGURED ADB SOLUTIONS ONLINE 

Ordering code	Configuration	Display size, min-max, mm (based on VESA 400)*	RRP GST included
ADBS-2X1-12TW	2x1 wall menu board mount (1.25m rail)	625-770	<b>\$776.60</b>
ADBS-2X1-17TW	2x1 wall menu board mount (1.75m rail)	875-1270	<b>\$883.30</b>
ADBS-3X1-30TW	3x1 wall menu board mount (3m rail)	1000-1260	<b>\$1469.60</b>
ADBS-4X1-39TW	4x1 wall menu board mount (3.9m rail)	975-1140	<b>\$2102.10</b>
ADBS-2X1-12TC	2x1 ceiling menu board mount (1.25m rail, 1.5m pole)	625-770	<b>\$1073.60</b>
ADBS-2X1-17TC	2x1 ceiling menu board mount (1.75m rail, 1.5m pole)	875-1270	<b>\$1180.30</b>
ADBS-2X1-17T2C	2x1 ceiling menu board mount (1.75m rail, 1.5m poles)	875-1270	<b>\$1635.70</b>
ADBS-3X1-30T3C	3x1 ceiling menu board mount (3m rail, 1.5m poles)	1000-1260	<b>\$2598.20</b>
ADBS-B2B-4TC	Dual back-to-back ceiling display mount (0.48m rails, 1.5m pole)	Any within the specified max load and 400 VESA	<b>\$1130.80</b>




\* Display minimum and maximum width applies to both landscape and portrait orientations. The dimensions refer to the display side mounted horizontally.



## Preconfigured ADB Modular mounts


### Display stands & Floor-to-ceiling mounts


#### ADBS-1X2-4FCF

-  50kg per display
-  VESA to 400 wide  
50 to 400 high
-  Pole height: 3m






#### ADBS-1-4FBB

-  50kg per display
-  VESA to 400 wide  
50 to 400 high
-  Pole height: 1.8m





#### ADBS-1-4FCF

-  50kg per display
-  VESA to 400 wide  
50 to 400 high
-  Pole height: 3m



#### ADBS-2X2-17MFB

-  50kg per display
-  VESA Flexible width  
50 to 400 high
-  Pole height: 1.8m



Ordering code	Configuration	Display size, min-max, mm (based on VESA 400)*	RRP GST included
ADBS-1-4FBB	Single display floor stand (0.48m rail, 1.8m post)	Any within the specified max load and 400 VESA	<b>\$1213.30</b>
ADBS-2X2-17MFB	2 x 2 video wall floor stand (1.75m rail, 1.8m posts)	875-1270	<b>\$3766.40</b>
ADBS-3X2-30MFB	3 x 2 video wall floor stand (3m rail, 1.8m posts)	1000-1260	<b>\$5938.90</b>
ADBS-1-4FCF	Single floor-to-ceiling mount (0.48m rail, 3m pole)	Any within the specified max load and 400 VESA	<b>\$1062.60</b>
ADBS-1X2-4FCF	1x2 floor-to-ceiling mount (0.48m rails, 3m pole)	Any within the specified max load and 400 VESA	<b>\$1479.50</b>

\* Display minimum and maximum width applies to both landscape and portrait orientations. The dimensions refer to the display side mounted horizontally.





## VESA brackets

Ordering code	Description	RRP GST included
ADB-B200T	VESA 200 tilting brackets (set of two)	<b>\$89.10</b>
ADB-B400F	VESA 400 fixed angle brackets (set of two)	<b>\$92.40</b>
ADB-B400M	VESA 400 fixed brackets with fine adjustments (set of two)	<b>\$322.30</b>
ADB-B400T	VESA 400 tilting brackets (set of two)	<b>\$170.50</b>
ADB-B900F	VESA 900 fixed angle brackets (set of two)	<b>\$146.30</b>
ADB-BX	Extension bracket for 600mm wide VESA	<b>\$57.20</b>
ADB-B600H	Heavy duty reinforced fixed brackets (set of two)	<b>\$159.50</b>

## Rails and rail fixtures

Ordering code	Description	RRP GST included
ADB-R48-B	0.48m rail	<b>\$137.50</b>
ADB-R68-B	0.68m rail	<b>\$165.00</b>
ADB-R125-B	1.25m rail	<b>\$277.20</b>
ADB-R175-B	1.75m rail	<b>\$383.90</b>
ADB-RX	Rail extension kit	<b>\$59.40</b>
ADB-RC	Rail side caps	<b>\$15.40</b>
ADB-RPP	Rail to pole collar attachment plate	<b>\$59.40</b>
ADB-WP	Rail to wall attachment plate	<b>\$79.20</b>

## Poles/Posts and fixtures

Ordering code	Description	RRP GST included
ADB-P80-B	0.8m pole	<b>\$79.20</b>
ADB-P150-B	1.5m pole	<b>\$160.60</b>
ADB-PX	Pole extension kit	<b>\$75.90</b>
ADB-PW	Pole to wall attachment fixture	<b>\$184.80</b>
ADB-RPJ	Pole to rail joiner	<b>\$187.00</b>
ADB-U180-B	1.8m post	<b>\$455.40</b>
ADB-RUJ	Post to rail joiner	<b>\$75.90</b>
ADB-PF	Pole floor fixture	<b>\$140.80</b>
ADB-PC	Pole to ceiling fixture	<b>\$107.80</b>
ADB-PCH	Heavy-duty ceiling fixture	<b>\$149.60</b>
ADB-PDT	Pole drill template	<b>\$112.20</b>

## Floor fixtures

Ordering code	Description	RRP GST included
ADB-C	Castors (set of two)	<b>\$95.70</b>
ADB-F	Freestanding foot	<b>\$222.20</b>
ADB-FL	Foot leveller (set of 2)	<b>\$25.30</b>
ADB-FP	Bolt through floor base	<b>\$187.00</b>
ADB-FS	Freestanding floor base	<b>\$452.10</b>
ADB-S120B	Support bar	<b>\$321.20</b>



# ADW modular video wall

A range of interchangeable parts for custom video wall configurations. Can be extended vertically and horizontally.

## Simple installation & maintenance



Post installation height adjustment and levelling



Display support for easier cabling and service

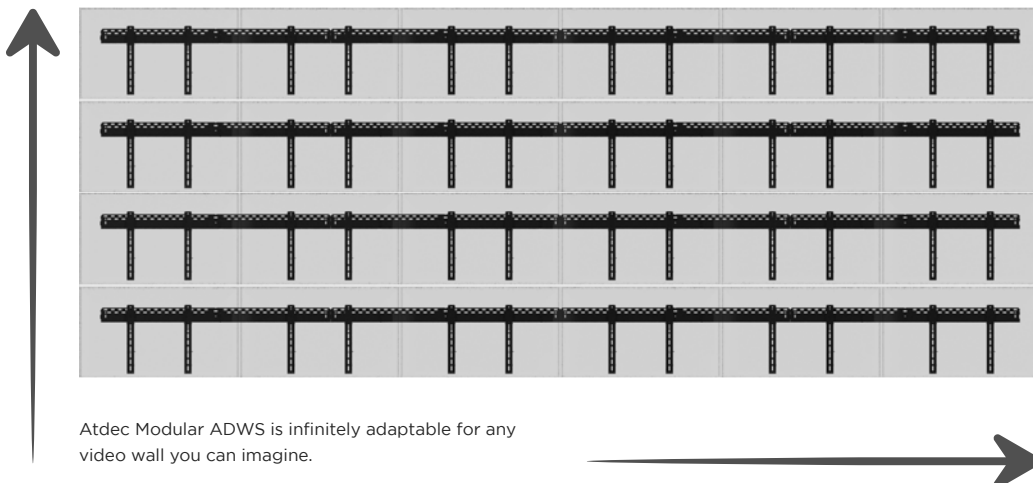


Displays are securely locked using small padlocks (not included)



Interconnecting plates for easier alignment



## Mount every display in any configuration





## Landscape or Portrait mounting



-  165kg per display/per single wall rail
-  VESA Flexible width
  - From 200 to 400 high (TH-VWV)
  - From 200 to 800 high (TH-VWVP)



Build your custom video wall configuration with our  
**VIDEO WALL CONFIGURATOR**  
[atdec.com.au/video-wall-configurator](https://atdec.com.au/video-wall-configurator)



Ordering code	Configuration	Display size, min-max, mm (based on VESA 400)*	RRP GST included
TH-VWV	200 - 600 VESA brackets		<b>\$275.00</b>
TH-VWVP	200 - 800 VESA brackets		<b>\$367.40</b>
TH-VWP-050	0.5m wall plate		<b>\$97.90</b>
TH-VWP-080	0.8m wall plate		<b>\$140.80</b>
TH-VWP-100	1m wall plate		<b>\$178.20</b>
TH-VWP-160	1.6m wall plate		<b>\$273.90</b>
ADWS-2X2F-200-W	2x2 video wall mount (2m wall plate)	1000-1535	<b>\$1812.80</b>
ADWS-3X3F-280-W	3x3 video wall mount (2.8m wall plate)	933.3-1167.5	<b>\$3966.60</b>
ADWS-4X1FP-260-W	4x1 video wall mount, por- trait display orientation (2.6m wall plate)	650-711.6	<b>\$1921.70</b>

\* Display minimum and maximum width applies to both landscape and portrait orientations. The dimensions refer to the display side mounted horizontally.

## Quick Reference Guide

Range of movement	Type	Max load, kg	VESA, mm	Distance from wall/ ceiling, mm	Product code
Fixed angle	Wall	30	75x75, 100x100	14	AD-30100-WF
Fixed angle	Wall	50	50x50, 75x75, 100x100, 120x180, 200x100, 200x200	16.5	TH-2250-VF
Fixed angle	Wall	50	100 - 400 wide, 100 - 400 high	25	AD-WF-5040
Fixed angle	Wall	50	100 - 600 wide, 100 - 400 high	25	AD-WF-5060
Fixed angle	Wall	80	200 - 600 wide, 200 - 400 high	21	AD-WF-8060
Fixed angle	Wall	100	100 - 900 wide, 200 - 600 high	32	AD-WF-10090
Fixed angle	Wall	91	180 - 800 wide, 125 - 500 high	39	TH-3070-UF
Fixed angle	Wall	150	200 - 800 wide, 200 - 600 high	39	TH-40100-UF
Fixed angle	Wall	165	200 - 900 wide, 200 - 800 high	43 or 60	ADWS-1FP-100-W
Fixed angle	Wall	50	100 - 400 wide, 100 - 600 high	27	AD-WFP-5040
Fixed angle pop-out	Wall	50	100 - 600 wide, 100 - 400 high	88	ADB-VWP
Tilt/Pan	Wall	8	75x75, 100x100	102.5	AF-WD-P
Tilt/Pan	Wall	25	75x75, 100x100	77	SD-WD
Tilt/Pan	Wall	30	50x50, 75x75, 100x100, 200x100, 200x200*	82	TH-2250-VTP
Tilt	Wall	50	100 - 400 wide, 100 - 400 high	56	AD-WT-5040
Tilt	Wall	40	100 - 600 wide, 100 - 400 high	35	TH-3065-LPT
Tilt	Wall	50	100 - 600 wide, 100 - 400 high	56	AD-WT-5060
Tilt	Wall	80	100 - 600 wide, 100 - 400 high	50	AD-WT-8060
Tilt	Wall	91	180 - 800 wide, 125 - 500 high	72.5	TH-3070-UT
Full motion	Wall	8	75x75, 100x100	118 - 463	AF-AT-W-P
Full motion	Wall	3-9	75x75, 100x100	142.5 - 654	SD-AT-DW-BK
Full motion	Wall	8	75x75, 100x100	125 - 740	AWMS-DW6
Full motion	Wall	12	75x75, 100x100	114 - 448	AWMS-46W35
Full motion	Wall	16	75x75, 100x100	100 - 650	AWMS-HXW
Full motion	Wall	14	75x75, 100x100	90 - 688	AWMS-RHXW
Full motion	Wall	25	75x75, 100x100, 200x100, 200x200*	100 - 257	TH-1032-VFM
Full motion	Wall	25	75x75, 100x100, 200x100, 200x200*	106 - 455	TH-1040-VFM
Full motion	Wall	35	100x100, 100x150, 200x100, 200x200*	52 - 506	TH-1040-VFL
Full motion	Wall	35	100x100, 200x100, 200x200, 300x200, 300x300, 400x200, 400x300, 400x400	100 - 540	TH-2050-VFM
Full motion	Wall	35	200 - 700 wide, 100 - 500 high	49.5 - 625	TH-3060-UFL
Full motion	Wall	50	150 - 800 wide, 140 - 500 high	155 - 635	TH-3270-UFM
Full motion	Wall	50	200 - 600 wide, 100 - 400 high	70 - 650	AD-WM-5060
Full motion	Wall	70	200 - 600 wide, 100 - 400 high	70 - 800	AD-WM-7060
Full motion	Wall	90	100x100, 200x200, From 300-800 wide, 200-600 high	110 - 980	AD-WM-9080
Adjustable pole	Ceiling	25	75x75, 100x100, 200x100, 200x200*	400 - 900	TH-1040-CTS
Adjustable pole	Ceiling	25	75x75, 100x100, 200x100, 200x200*	900 - 1800	TH-1040-CTL
Adjustable pole	Ceiling	65	200 - 800 wide, 200 - 500 high	550 - 900	TH-3070-CTS
Adjustable pole	Ceiling	65	200 - 800 wide, 200 - 500 high	1050 - 1900	TH-3070-CTL
Mobile cart	Floor	20	200 - 800 wide, 200 - 800 high	1160 - 1510	AD-TVC-20
Mobile cart	Floor	45	200 - 800 wide, 200 - 800 high	1118 - 1518	AD-TVC-45
Mobile cart	Floor	125	200 - 800 wide, 200 - 800 high	1350 - 1650	AD-TVC-75
Mobile cart	Floor	70	200 - 800 wide, 200 - 800 high	1000 - 1600	AD-TVC-70A
Mobile cart	Floor	70	200 - 800 wide, 200 - 800 high	1371	AD-TVC-70R
Mobile cart	Floor	105	Universal wide, to 600 high	1000 - 1670	ADBS-1-17HFC
Projector mounts	Ceiling	15	Universal, see specifications	400 - 900	TH-WH-PJ-CM
Projector mounts	Ceiling	15	Universal, see specifications	127	TH-WH-PJ-FM
Media panel	Sliding	8	N/A	N/A	AD-AC-PS
Media panel	Direct	10	N/A	N/A	AC-AP-4612
Media panel	Hinged	8	N/A	N/A	AD-AC-PH

\* Can support 200x400, 300x300, 400x200, 400x400 via AC-AP-4040 adaptor plate (sold separately).





# Contact us today

To schedule your complimentary Atdec Uncover™ diagnostic and select the optimum digital signage solutions for your specific project.

## Explore Workspace and Retail POS mounting solutions



Our complimentary  
diagnostic service



Training & assisting  
professional installers



Work with our engineers to  
create your bespoke solution



